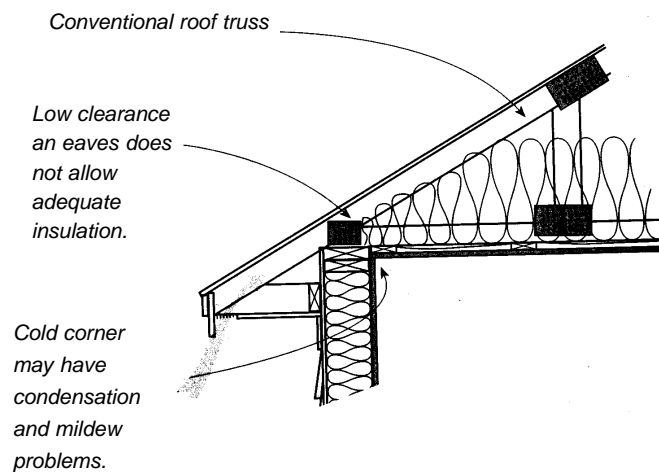


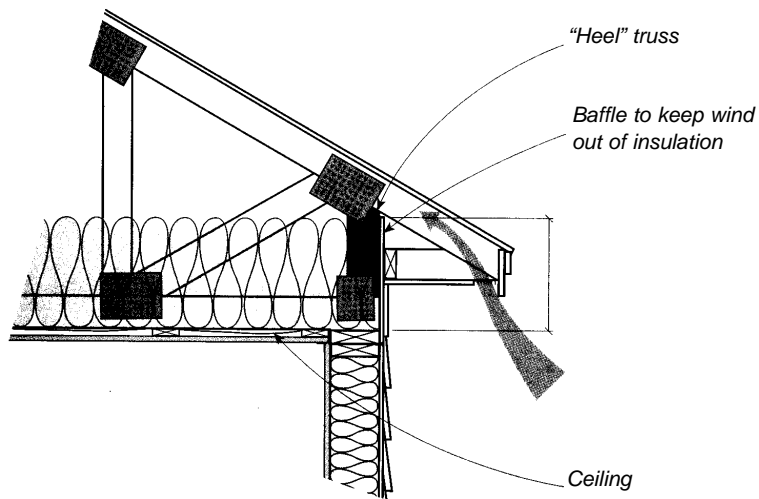
## **Roof truss framing techniques**

Getting full insulation coverage over the entire ceiling is difficult when ceiling trusses are not designed to allow the insulation to maintain its desired thickness all the way to the wall. Note that all of these examples have soffit vents. What is not shown here is the continuous ridge vent that allows the attic air to gently escape.



*Ceiling insulation level is reduced by as much as 7 percent, and the air passing through the soffit vents is restricted.*

With the "raised-heel truss" or "energy truss," the ceiling's insulation can maintain its full thickness all the way to the wall.

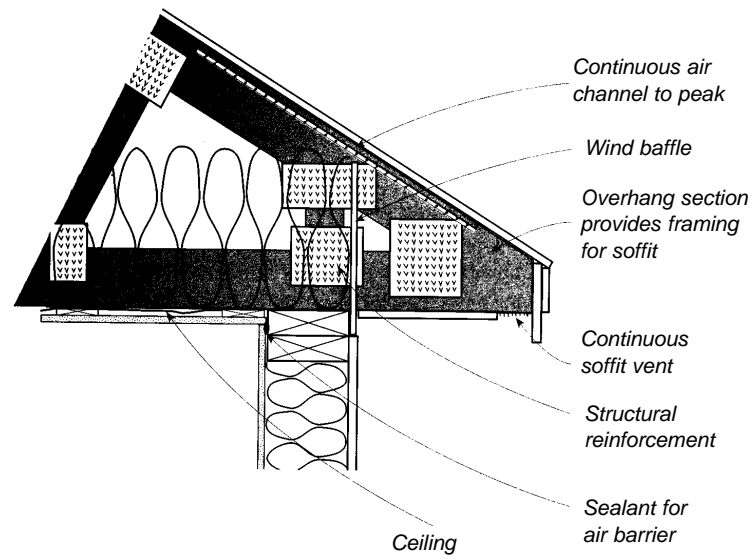


*At one time, this truss design used to be a part of what was called "The Arkansas Story." It is still a good idea.*

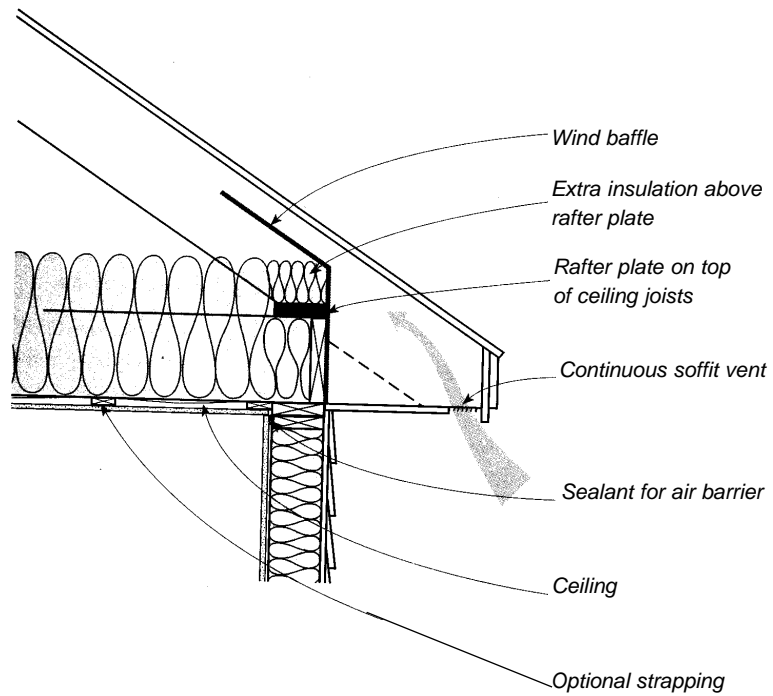
## *Construction techniques*

---

*Here are two more examples of trusses that allow full insulation coverage.*



*This cantilevered, oversized truss provides full-thickness of insulation plus 2 inches for ventilation.*



*This is a raised rafter plate. Rafter "bird-mouths" can sometimes be set on a raised rafter plate that is on top of the ceiling joists, instead of on the top plate of the wall.*